

3D MODEL ONLY

Butt Lamp

[VIEW IN BROWSER](#)

updated 1. 1. 2024 | published 1. 1. 2024


Summary

I remixed the 'Butt Planter' and turned it into a 'Butt Lamp'. It was printed in vase mode, requiring no supports

[Household](#) > [Bedroom](#)


Tags: [lamp](#) [vasemode](#) [lampshade](#) [decorations](#) [bedroom](#)
[livingroom](#) [sexy](#)

1. Please print the butt lampshade using vase mode, and it needs to be printed upside down.




2. The base is designed to accommodate an LED light with a diameter of 60mm and a height of 8mm, with a 3mm thick wire. I have designed wire slots in different directions and reserved screw holes at the front and back for flexible placement. The lampshade simply needs to be

positioned correctly and gently inserted into the groove.



3. I also designed a support that can be fixed with screws and glued to the wall, requiring M4×20mm screws.



This remix is based on



Butt planter

by Jon May



butt planter vase mode

by JMC Laser Engraving

Model files



lampshade.stl



base.stl



bracket.stl



screw.stl



nut.stl

License

This work is licensed under a
[Creative Commons \(4.0 International License\)](https://creativecommons.org/licenses/by-nc-sa/4.0/)



Attribution—Noncommercial—Share Alike

- ✗ | Sharing without ATTRIBUTION
- ✓ | Remix Culture allowed
- ✗ | Commercial Use
- ✗ | Free Cultural Works
- ✗ | Meets Open Definition