

Pill Box



Collinsb

[VIEW IN BROWSER](#)

updated 5. 2. 2024 | published 5. 2. 2024

Summary

This is the small version. Search for the "medium version" and "wide version" if you want a little bigger pill box.



5.64 hrs



1 pcs



0.20 mm



0.40 mm



PLA



56 g



Prusa
MK3/S/S+

[Healthcare](#) > [Home Medical Tools](#)

Tags: [box](#) [top](#) [roll](#) [pill](#) [rolltop](#)

Roll Top Pill Box-

Post-processing varies with stringing in track. Make sure track is clear before assembly and gluing on the side.

Must super glue side. Use glue sparingly as to not come in contact with track or sliding top when clamped. Clamp for a couple hours. Top will slide freely if glued properly.

Add text to side- Open .step file in fusion 360 and add text to side for yourself or friends. Add text and extrude -.2mm and now you have a customized pill box!


Model files




pillboxesv3.step




pillbox-all-4-variations-sizes.step




pillboxv3.3mf



pillboxv3.stl



small-pillboxv3-v1.stl




wide-pillboxv3.stl



pillbox-side-panel-with-days-v3.stl

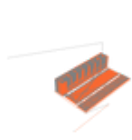


wide-pillbox-rolltop-v3.stl



wide-pillbox-body-v3.stl

Print files



pillboxv3_02mm_pla_mk3s_5h39m.gcode

🌀 PLA 📏 0.40 mm 📐 0.20 mm ⌚ 5.64 hrs ⚖️ 56 g 🖨️ Prusa MK3/S/S+

License ©

This work is licensed under a
[Creative Commons \(4.0 International License\)](#)



Attribution

-
- ✖ | Sharing without ATTRIBUTION
 - ✓ | Remix Culture allowed
 - ✓ | Commercial Use
 - ✓ | Free Cultural Works
 - ✓ | Meets Open Definition